

**SERVING
NORTH AMERICA**

**EMAIL US AT
INFO@IRONCAGE.CA OR
CALL US AT
1-833-843-0580**

WWW.IRONCAGE.CA



IRONCAGE

STORAGE & BIKE LOCKERS LTD



A Picture is worth a thousand words so here are several pictures



IRONCAGE personnel have also been installing lockers since 2003

**Doors & panels built strong:
We use 1/8" thick angle iron with widths of 1 1/4"x1 1/4"
Doors are double reinforced using square tubing and use heavy duty hinges**

**Our lockers are powder coated in classy grey (RAL 7045)
Other RAL choices are available**



NO SHORTAGE OF WELDS!





Doors & panel's corners are welded on both sides with the front side welded smooth



IRONCAGE lockers are made to our specification and have a more extensive weld pattern than our competition yet we remain price competitive

We would value the opportunity to bid on your next project

Our doors have 4"x4" number plate



LOCKER LABELS OPTIONS





STORAGE LOCKERS



**Our standard storage
locker sizes are**

**3'x4'
4'x4'
4'x6'
5'x4'
5'x5'**

Each door has

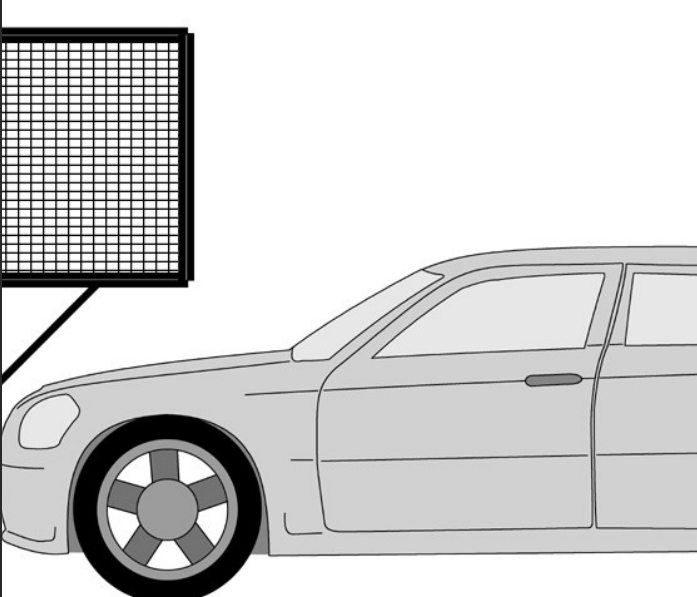
- 2 hasps for locks
- 2 reinforcing bars
- 2 stop plates
- Heavy duty hinges
- Multiple weld pattern
- 45 degree cuts and smooths weld

**We also build custom
lockers including
extra height and size**



**We offer vertical
mesh above the
lockers**





WALL MOUNTED GARAGE LOCKERS



If you don't
have enough space

to put in extra lockers for
your clients

this is what we can
provide




Our new offering





BIKE LOCKERS



**Standard bike locker size
is 2'x6'**

**Most of the developers
prefer bike lockers and
bike racks for their
clients**

**We can also customize
bike lockers for larger
size**



**Keep your bikes
safe**





Outdoor Single Bike Rack

Vertical Bike Rack

**Floor Mounted Vertical
Bike Rack**



Horizontal Bike Rack



**Other choices are
available**





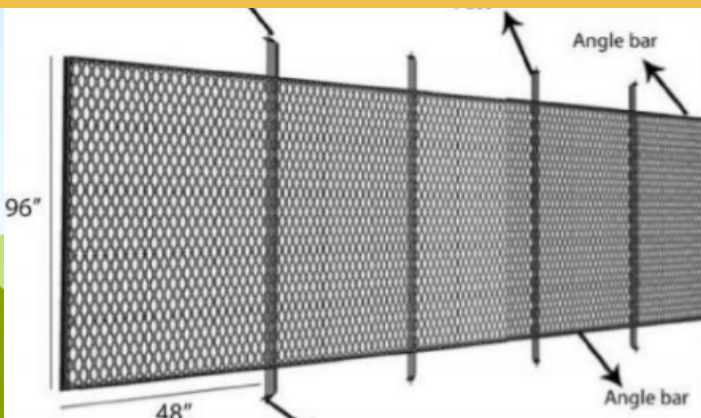
EXPANDED PARTITION WALLS



Diamond mesh is usually installed a maximum of 6 inches from floor and 6 inches from ceiling

Mesh is supplied in 4 ft X 8 ft sections and a wall created by framing the mesh with vertical hollow square tubes and horizontal angle iron

The tubes go from floor to ceiling and are anchored both top and bottom



Diamond Mesh is powder coated, light grey and matches the locker and bike racks colour



